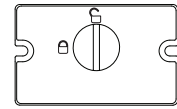
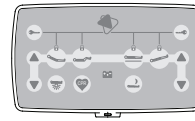




# Olympia Hospital II



	Manipulation	Hand switch	Hand switch HD	Mini-nurse box ACC	Nurse box ACO	Lock box ACL
<b>BACKREST</b>						
<b>KNEEREST</b>						
<b>RELAXPOSITION</b>						
<b>HIGH/LOW</b>						
<b>SLEEPING POSITION</b>						
Not active when a function has been locked						
<b>ANTI-TREND.</b>						
<b>Emergency operations</b>						
<b>TREND.</b>						
<b>CPR</b>						
Irrespective of any blocked functions.						
<b>Lock/Unlock</b>						
Active      Non-active						
<b>Nightlight under the bed on/off</b>						

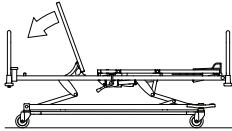
The available bed functionality is in line with the chosen and ordered configuration.



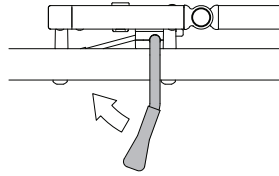


## Olympia Hospital II

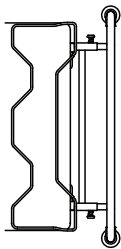
### Quick release



### Lever



### Bed extension



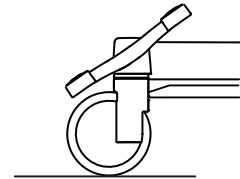
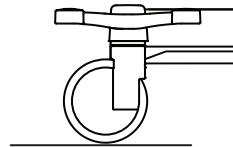
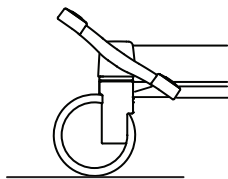
1. lift the footrest
2. pull out both pull knobs
3. pull out the bed extension
4. lock the buttons
5. pull out the foot extension

### Central brake mechanism

1 directional castor, fixed

4 castors unbraked

4 castors braked



The available bed functionality is in line with the chosen and ordered configuration.

